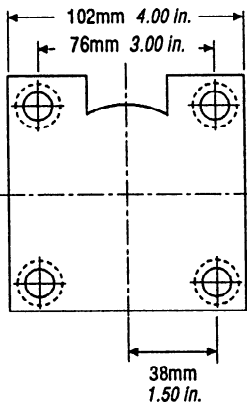
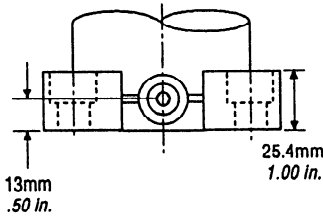
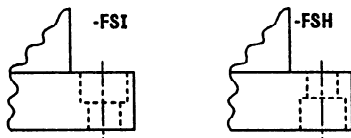




TNK 3 Solid Flange -FSI or -FSH



Counterbore
1/2 S.H.C.S.
M12 S.H.C.S.



NOTES: To order, specify -FSI or -FSH after the drop-in part number.

Flange cannot be ordered separately.

TNK 3 Dimensional Information

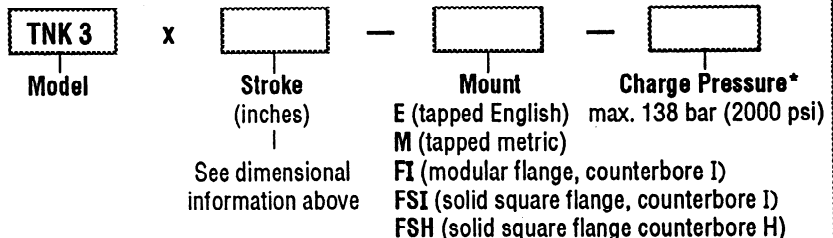
Part Number Model x Stroke	Stroke S		Contact Force		Y		L	
	in	mm	lbs	N	in*	mm**	in	mm
TNK 3 x 0.5	0.50	12.7	3540	15,750	5.00	127.0	4.50	114.3
TNK 3 x 1	1.00	25.4			6.00	152.4	5.00	127.0
TNK 3 x 1.5	1.50	38.1			7.00	177.8	5.50	139.7
TNK 3 x 2	2.00	50.8			8.00	203.2	6.00	152.4
TNK 3 x 2.5	2.50	63.5			9.00	228.6	6.50	165.1
TNK 3 x 3	3.00	76.2			10.00	254.0	7.00	177.8
TNK 3 x 3.5	3.50	88.9			11.00	279.4	7.50	190.5
TNK 3 x 4	4.00	101.6			12.00	304.8	8.00	203.2
TNK 3 x 4.5	4.50	114.3			13.00	330.2	8.50	215.9
TNK 3 x 5	5.00	127.0			14.00	355.6	9.00	228.6
TNK 3 x 5.5	5.50	139.7			15.00	381.0	9.50	241.3
TNK 3 x 6	6.00	152.4			16.00	406.4	10.00	254.0

*+0.010 in. -0.030 in. **+0.25mm -0.76mm

TNK 3 Force Chart (at 138 bar/2000 psi)

in mm	0.0 0	0.5 13	1.0 25	1.5 38	2.0 51	2.5 64	3.0 76	3.5 89	4.0 102	4.5 114	5.0 127	5.5 140	6.0 152
	lbs	lbs	lbs	lbs	lbs	lbs	lbs	lbs	lbs	lbs	lbs	lbs	lbs
	kN	kN	kN	kN	kN	kN	kN	kN	kN	kN	kN	kN	kN
0.5 in 13 mm	3540 15.75	4440 19.75											
1.0 in 25 mm	3540 15.75	4090 18.19	4890 21.87										
1.5 in 38 mm	3540 15.75	3940 17.53	4440 19.75	5090 22.64									
2.0 in 51 mm	3540 15.75	3850 17.12	4220 18.77	4630 20.87	5240 23.51								
2.5 in 64 mm	3540 15.75	3800 16.90	4090 18.19	4440 19.75	4850 21.57	5350 23.80							
3.0 in 76 mm	3540 15.75	3760 16.72	4000 17.79	4280 19.04	4610 20.51	4980 22.45	5420 24.11						
3.5 in 89 mm	3540 15.75	3730 16.59	3940 17.53	4170 18.55	4440 19.75	4740 21.08	5080 22.60	5480 24.38					
4.0 in 102 mm	3540 15.75	3710 16.50	3890 17.30	4090 18.19	4320 19.22	4570 20.33	4850 21.57	5170 23.00	5530 24.55				
4.5 in 114 mm	3540 15.75	3690 16.41	3850 17.12	4030 17.93	4220 18.77	4440 19.75	4680 20.82	4940 21.97	5240 23.31	5570 24.78			
5.0 in 127 mm	3540 15.75	3670 16.32	3820 16.99	3990 17.70	4150 18.46	4340 19.30	4540 20.19	4770 21.22	5020 22.33	5290 23.53	5600 24.91		
5.5 in 140 mm	3540 15.75	3650 16.28	3800 16.90	3940 17.53	4090 18.19	4260 18.95	4440 19.75	4630 20.59	4850 21.57	5080 22.60	5340 23.75	5630 25.04	
6.0 in 152 mm	3540 15.75	3650 16.24	3770 16.77	3900 17.35	4040 17.97	4180 18.64	4350 19.45	4530 20.15	4730 21.05	4920 21.85	5140 22.86	5380 23.93	5650 25.13

TNK 3 Ordering Options



NOTE: All dimensions are nominal unless tolerance is stated. Data shown are typical. Actual data for any particular unit may vary from those shown here.

* All Tanker XP Series gas springs are shipped uncharged unless otherwise specified.