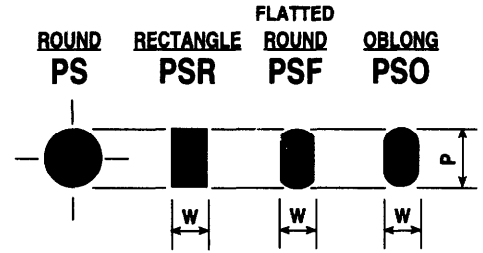
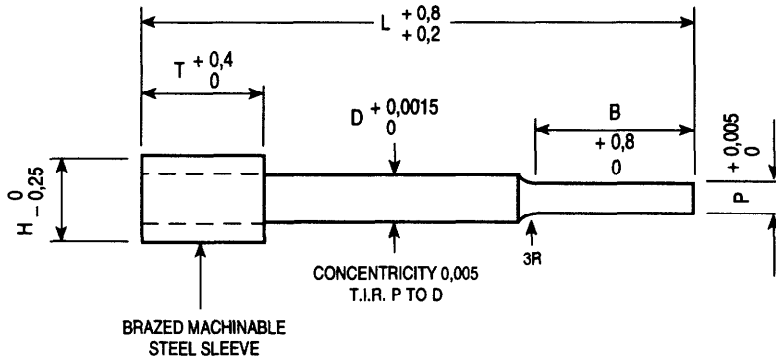





## OBERG CARBIDE PUNCH & DIE / METRIC TOLERANCE CARBIDE PUNCHES WITH MACHINABLE STEEL SLEEVE HEAD



CATALOG NUMBER	D DIAMETER	P POINT DIAMETER	B POINT LENGTH	H HEAD DIAMETER	T HEAD LENGTH	L = LENGTH					
						50	60	70	80	90	100
1PS-3M	3,0	0,75 - 1,50	8	5,00	5	•	•	•	•	•	•
2PS-3M	3,0	1,51 - 3,00	20	5,00	5	•	•	•	•	•	•
1PS-4M	4,0	0,75 - 1,50	8	7,00	5	•	•	•	•	•	•
2PS-4M	4,0	1,51 - 4,00	20	7,00	5	•	•	•	•	•	•
1PS-5M	5,0	0,75 - 1,50	8	8,00	13	•	•	•	•	•	•
2PS-5M	5,0	1,51 - 5,00	20	8,00	13	•	•	•	•	•	•
1PS-6M	6,0	1,50 - 5,00	20	9,00	13	•	•	•	•	•	•
2PS-6M	6,0	5,01 - 6,00	22	9,00	13	•	•	•	•	•	•
1PS-8M	8,0	3,00 - 8,00	22	11,00	13	•	•	•	•	•	•
1PS-10M	10,0	7,00 - 10,00	22	13,00	13	•	•	•	•	•	•
1PS-13M	13,0	10,00 - 13,00	22	16,00	13	•	•	•	•	•	•
1PS-16M	16,0	11,00 - 16,00	22	19,00	13	•	•	•	•	•	•
1PS-20M	20,0	15,00 - 20,00	22	23,00	13	•	•	•	•	•	•

All outside corners to be sharp unless otherwise specified by customer.



NOTE: ANY DIMENSION OTHER THAN THOSE SHOWN QUOTED ON REQUEST

### WHEN ORDERING SPECIFY:

Quantity	Catalog Number	L	P
5	1PS-8M	90	7,23

Quantity	Catalog Number	L	Point Dimensions
16	1PSR-6M	60	W = 2,12 P = 3,06