



POPULAR OPTIONS


CAMDRIVE®

One Design, Easily Adaptable for a Wide Range of Special Needs. Versatility and Precision by Switching Internal Components.

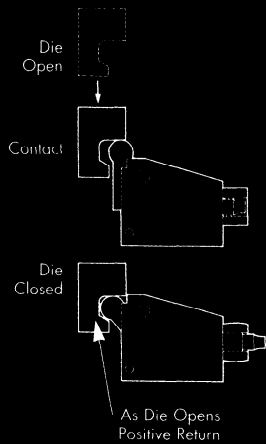


POSITIVE RETURN OPTION

- Why risk die damage!
- Our most popular option!
- If internal spring fails, the positive return always works.
- Available on all units except the angle mount option.

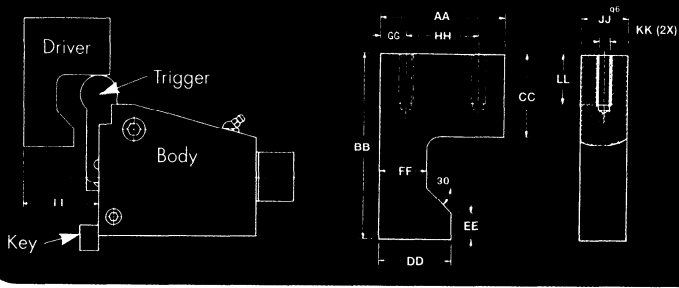


Here's how it works . . .



| CATALOG REFERENCE | | C-0250 | C-0375 | C-0500 | C-0625 | C-1000 | C-1500 |
|-------------------|------------|-------------|-------------|-------------|--------------|-------------|--------------|
| AA | MM Inch | 30 1.181 | 40 1.574 | 50 1.968 | 55 2.165 | 58 2.283 | 82 3.228 |
| BB | MM Inch | 45 1.772 | 50 1.968 | 60 2.362 | 70 2.756 | 85 3.346 | 115 4.528 |
| CC | MM Inch | 21 .827 | 25 .984 | 29 1.142 | 34 1.339 | 40 1.574 | 50 1.968 |
| DD | MM Inch | 17 .669 | 27 1.063 | 33 1.299 | 35 1.377 | 37 1.457 | 48 1.890 |
| EE | MM Inch | 8 .315 | 9 .354 | 10 .394 | 11 .433 | 13 .511 | 15 .591 |
| FF | MM Inch | 11 .433 | 21 .827 | 25 .984 | 25 .984 | 25 .984 | 32 1.260 |
| GG | MM Inch | 6 .236 | 8 .315 | 10 .394 | 12.5 .492 | 14 .551 | 20 .787 |
| HH | MM Inch | 18 .709 | 24 .945 | 30 1.181 | 30 1.181 | 30 1.181 | 42 1.654 |
| II | MM Inch | 24 .945 | 34 1.339 | 41 1.614 | 46 1.811 | 53 2.087 | 74 2.913 |
| JJ | MM Inch | 15 .591 | 19 .748 | 22 .866 | 24 .945 | 28 1.102 | 41 1.614 |
| KK | MM Inch | M6 M6 | M6 M6 | M8 M8 | M10 M10 | M12 M12 | M16 M16 |
| LL | MM Inch | 16 .630 | 16 .630 | 20 .787 | 20 .787 | 25 .984 | 32 1.260 |

These are metric tools.

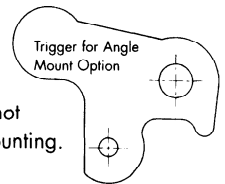


SHAPED PUNCH OPTION:

- Round punch blank with flat on head supplied with this option.
- Rappel is equipped with a matching flat tangent to punch body diameter (C).
- Rappel also is guided in CAMDRIVE® body for precision (see rappel below).
- Special shaped punches per print available, longer delivery and at extra charge.

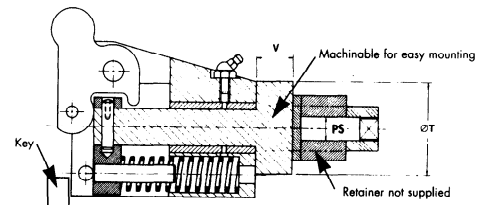
ANGLE MOUNT OPTION:

- Used when mounting at 15°-30°(max.)
- Unit comes with trigger for angle mount.
- Positive Return option is not available when angle mounting. Call READY for details.



RETAINER MOUNT OPTION:

- Mount standard retainers to machinable face.
- Use the standard or special tools you select.
- This option available only on:
C-1000-12/-13 and C-1500-12/-13
- Positive Return option available, special rappel (below).



| CATALOG REFERENCE | | C-1000-12 C-1000-13 | C-1500-12 C-1500-13 | |
|-------------------|------------|--|------------------------|---------------|
| Punch Shank PS | MM Inch | 8 - 10 - 13 - 16 .3125 - .375 - .500 - .625 | 20 750 | 25 1,000 |
| T | MM Inch | 64 2.520 | 80 3.149 | 89.5 3.524 |
| V | MM Inch | 25 .984 | 30 1.181 | 30 1.181 |

Special designs according to detailed drawings are possible

THE CAMDRIVE® RAPPEL

One of the Secrets to User Flexibility

