

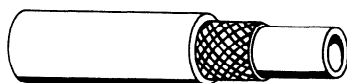


TELEDYNE HYSON

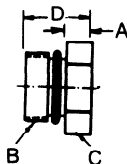
Hose Connections (Fittings)

Available from Hyson: All Super Nitro-Dyne cylinders and tanks are furnished with straight thread "O"-ring ports. Simple, leak free connections can be made in the die room with the listed fittings and 37° J.I.C. hose swivel ends attached to high pressure nylon re-

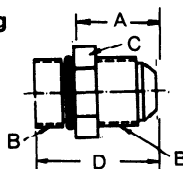
inforced hose. Special fittings and plugs are also available from Hyson. Advantages of hose connected systems include: fast delivery, interchangeability, and easy retrofitting to existing tools.



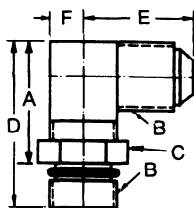
Plug — J.I.C. Straight Thread O-Ring



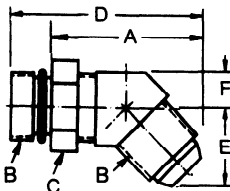
Straight Male 37° J.I.C. Fitting



Elbow Male 37° J.I.C. Fitting

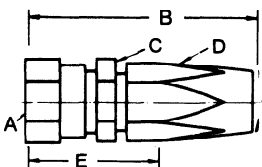


45° Elbow Male 37° J.I.C.



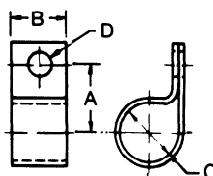
Hose Fittings, Female 37° J.I.C. Flare Swivel

Recommended Hose End Fittings
HYSON recommends that only female swivel type hose fittings be used so that each end of any hose line may be connected or disconnected without disturbing the other end.



Hose Clips

Extra strong, tough nylon clips hold hoses in position without damage or cutting. Use 1/4 inch screws to attach.



Cylinder Model	Use Hose	Hose I.D.	Hose O.D.	Min. Bend Radius	Min. Burst PSI
1/4 thru 2.5 ton	NH-250	1/4"	1/2"	1-1/4"	10000
4 and 6 ton	NH-375	3/8"	5/8"	2"	9000

Fitting No.	A	B (Thd)	C (Hex)	D
NF-77-5	.25	1/2-20	.62	.61
	6.4		15.7	15.5
NF-77-8	.31	3/4-16	.88	.75
	7.9		22.4	19.1
NF-77-10	.31	7/8-14	1.0	.81
	7.9		25.4	20.6

Fitting No.	Hose No.	A	B (Thd)	C (Hex)	D
NF-1000-5	NH-250	.88	1/2-20	.62	1.24
		22.4		15.7	31.5
NF-1000-8	NH-375	1.06	3/4-16	.88	1.50
		26.9		22.4	38.2
NF-1000-10	NH-500	1.25	7/8-14	1.0	1.75
		31.7		25.4	44.4

Fitting No.	Hose No.	A	B (Thd)	C (Hex)	D	E	F
NF-2000-5	NH-250	.97	1/2-20	.62	1.33	.92	.25
		24.6		15.7	33.8	23.4	6.35
NF-2000-8	NH-375	1.38	3/4-16	.88	1.82	1.22	.38
		35.1		22.4	46.2	31	9.6
NF-2000-10	NH-500	1.63	7/8-14	1.0	2.13	1.42	.44
		41.3		25.4	54.1	36.1	11.2

Fitting No.	Hose No.	A	B (Thd)	C (Hex)	D	E	F
NF-4500-5	NH-250	1.3	1/2-20	.62	1.66	.75	.25
		33		15.7	42.2	19.1	6.35
NF-4500-8	NH-375	1.67	3/4-16	.88	2.11	.97	.38
		42.4		22.4	53.6	24.6	9.6
NF-4500-10	NH-500	1.97	7/8-14	1.0	2.47	1.09	.44
		50		25.4	62.7	27.8	11.1

Hose Swivel No.	Hose No.	A (Thd)	B	C	D	E Hose Cut-Off Allowance
NHF-5	NH-250	1/2-20	2.19	.20	.62	1.31
			55.6	5.1	15.8	33.3
NHF-8	NH-375	3/4-16	2.81	.33	.81	1.62
			71.4	8.4	20.6	41.2
NHF-10	NH-500	7/8-14	3.28	.45	1.0	1.91
			83.3	11.4	25.4	48.5

Hose Clip No.	Hose No.	A	B	C	D (Dia)
HC-5	NH-250	.70	.62	.50	.27
		17.8	15.8	12.7	6.9
HC-8	NH-375	.76	.62	.62	.27
		19.3	15.8	15.8	6.9
HC-10	NH-500	.88	.62	.81	.27
		22.4	15.8	20.6	6.9

NOTE: Special tee fittings available upon request.