




# Compact READY Benders"

*Designed to fit "tight" die spaces, small footprint.*

- Recommended for high production applications.
- Hardened tool steel, all surfaces precision ground. Rockers Rc 56-60. Saddles Rc 48-52. **Chase** or Yoke mounting by die maker.
- Standards in stock for fast delivery. Special compact benders can be made to your height and length requirements upon request.




MePRO Benders  
Compact Benders  
HiPro Benders

## MePRO™ Renders

The **Hard Inch** Bander, pages 4 to 5, is the same size as MePRO. It is an upgraded version attractively priced. Substitute **Hard Inch** for MePRO applications. MePRO is still available as specials.

## HiPro™ Renders



Our "original design" is still available, usually from stock.

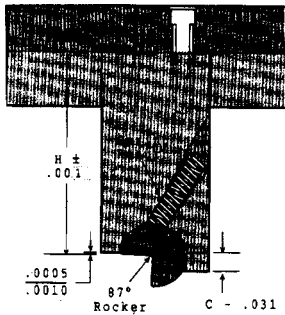
The improved designs are now less costly but may not fit in your existing die for replacement. Benders are stamped with a reference job number for replacements.

New tooling should use the benders fully detailed in this catalog.

### Selection and Ordering:

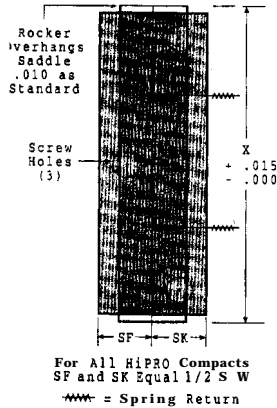
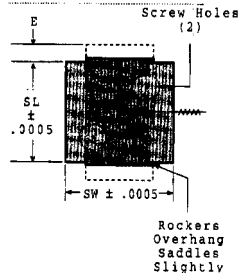
1. Locate the material thickness you are forming on the top row. Read down the column for your data.
2. Longer lengths are achieved by butting units end-to-end.
3. We make special compact benders. Fax the worksheet on the back cover with prints.

The original compact benders called **CBT** and **CLT** are not discontinued. See earlier catalog or request a fax sheet to detail the parameters.



**Regular Benders**

Note: extended rockers (E) are special



**Long Benders**

Ends of saddles are not ground

Part Material		PART MATERIAL THICKNESS RANGES (inches)			
Mild Steel		.010-.042	.043-.075	.076-.120	.121-.165
REGULAR BENDERS		STANDARD			
Catalog Callout (stocked)		HCBT 62	HCBT 100	HCBT 150	HCBT 200
<b>Bender Dimensions</b>					
Rocker Diameters	D	.625	1.000	1.500	2.000
Regular Bender	SW x SL	1.000 x 1.000	1.500 x 1.500	2.000 x 2.000	3.000 x 3.000
Height	H	2.000	2.000	2.750	3.000
Rocker Extension (special)	E	1/4	1/4	3/8	1/2
LONG BENDERS		SPECIAL ORDER			
Catalog Callout (special)		HCLT 62	HCLT 100	HCLT 1 JO	HCLT 200
Long Benders, Width	SW	1.000	1.500	2.000	3.000
Length (specify)	X	1.50 - 3.00	2.00 - 4.00	2.75 - 5.50	4.00 - 5.50
Height (specify)	H	2.000 - 3.000	2.000 - 3.000	2.750 - 3.750	3.000 - 4.000
<b>Designer Dimensions (87° Rocker)</b>					
to open jaw, horiz	B	.212	.339	.508	.678
to open jaw flat, vert	C	.195	.312	.468	.624
to closed jaw, vert	J	.242	.387	.581	.774
SHCS Screws		1/4 - 20	5/16 - 18	5/16 - 18	1/2 - 13

## HiPro™ Flangers

This design is still available as a special. Replacements can be ordered by referencing the job number stamped on the saddle.

### Take Advantage of the Latest Bender Technology

READY encourages upgrading to the improved designs detailed in this catalog for best performance, delivery, and lowest tooling costs. We now offer longer one piece full hard benders in lengths up to 36" long.

We make specials too . . . use the worksheet on back cover and fax prints,