



PIVOT PUNCH CORPORATION / BALL LOCK EJECTOR PUNCH / LIGHT DUTY

STEEL: A2, M2 R/C 60-62

AE()

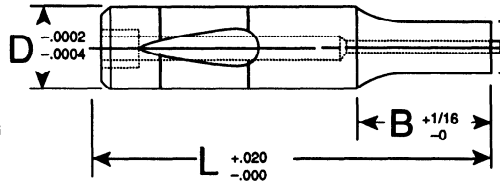
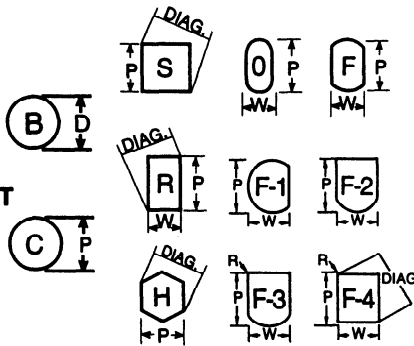
A-2 STEEL

HE()

M-2 STEEL

YE()

M-2 STRAIGHT
GRIND



ROUND

TOL. #1	TOL. #2
+ .0005	+ .0005
- .0000	- .0005
T • I • R	T • I • R
.0005	.001

SHAPE

TOL. #1	TOL. #2
± .0005	± .001
T • I • R	T • I • R
.001	.002

** NOTE ON BLANKS NOMINAL SIZE $-.0002$ / $-.0004$

UNIVERSAL CODE: 1202 (SEE PAGE 175)

Shank		Point Length B			Round		Shape		Overall Length L								
D	Code	NAPMA	Alternate		Min. SP	Range P**	Min. SW	Min. Max. W DIAG.	*2.00	2.25	2.50	2.75	3.00	3.25	3.50	3.75	4.00
		S	B	C													
.250	102	.500	.750		.050	.062-.250	.050	.062-.249	X	X	X	X	X	X	X		
.375	103	.625	.750	1.00	.115	.125-.375	.115	.125-.374	X	X	X	X	X	X	X	X	X
.500	104	.750	.750	1.00	.158	.187-.500	.158	.187-.499	X	X	X	X	X	X	X	X	X
.625	105	.875	.750	1.00	.158	.312-.625	.158	.250-.624		X	X	X	X	X	X	X	X
.750	106	.937	.750	1.00	.235	.437-.750	.235	.312-.749		X	X	X	X	X	X	X	X
.875	107	.937	.750	1.00	.300	.625-.875	.235	.375-.874		X	X	X	X	X	X	X	X
1.000	108	.937	.750	1.00	.350	.750-1.000	.235	.437-.999		X	X	X	X	X	X	X	X

*AVAILABLE IN "S" POINT LENGTH ONLY

HOW TO ORDER

TYPE D L B P
HEC 104 3 S .200

SOLID PUNCH / LIGHT DUTY

AB()

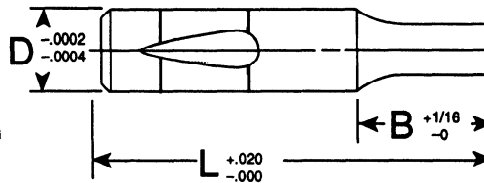

A-2 STEEL

HB()

M-2 STEEL

YB()

M-2 STRAIGHT
GRIND



ROUND

TOL. #1	TOL. #2
+ .0005	+ .0005
- .0000	- .0005
T • I • R	T • I • R
.0005	.001

SHAPE

TOL. #1	TOL. #2
± .0005	± .001
T • I • R	T • I • R
.001	.002

** NOTE ON BLANKS NOMINAL SIZE $-.0002$ / $-.0004$

UNIVERSAL CODE: 1201 (SEE PAGE 175)

Shank		Point Length B			Round		Shape		Overall Length L								
D	Code	NAPMA	Alternate		Min. SP	Range P**	Min. SW	Min. Max. W DIAG.	*2.00	2.25	2.50	2.75	3.00	3.25	3.50	3.75	4.00
		S	B	C													
.250	102	.500	.750		.050	.062-.250	.050	.062-.249	X	X	X	X	X	X	X		
.375	103	.625	.750	1.00	.115	.125-.375	.115	.125-.374	X	X	X	X	X	X	X	X	X
.500	104	.750	.750	1.00	.158	.187-.500	.158	.187-.499	X	X	X	X	X	X	X	X	X
.625	105	.875	.750	1.00	.158	.312-.625	.158	.250-.624		X	X	X	X	X	X	X	X
.750	106	.937	.750	1.00	.235	.437-.750	.235	.312-.749		X	X	X	X	X	X	X	X
.875	107	.937	.750	1.00	.300	.625-.875	.235	.375-.874		X	X	X	X	X	X	X	X
1.000	108	.937	.750	1.00	.350	.750-1.000	.235	.437-.999		X	X	X	X	X	X	X	X

*AVAILABLE IN "S" POINT LENGTH ONLY

HOW TO ORDER

TYPE D L B P
YBC 103 3 B .187