

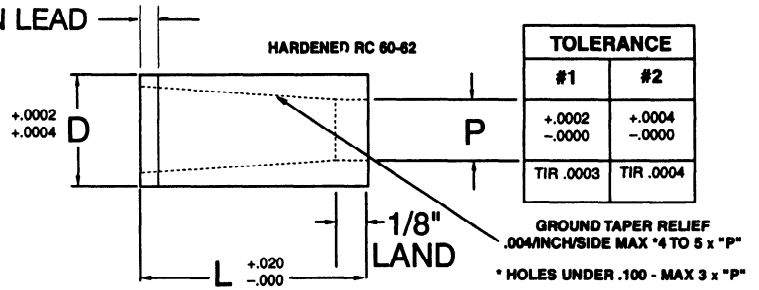


PIVOT PUNCH CORPORATION / SELECTIVE SERIES
PRESS FIT DIE BUTTONS

STEEL M2 R/C 60-62
PM R/C 60-62

HCD
H()DW
HEADLESS
M-2 STEEL

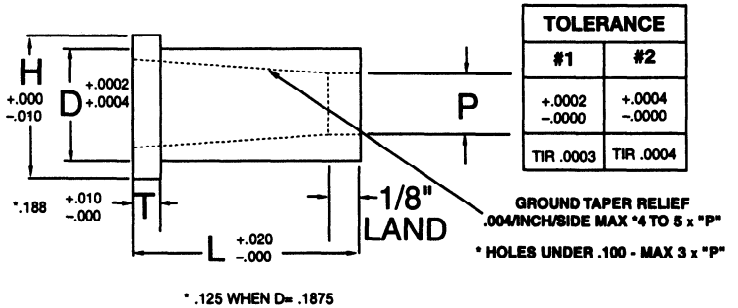
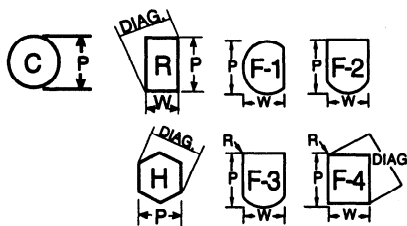
PRESS IN LEAD



HCH
H()HW
HEADED
M-2 STEEL

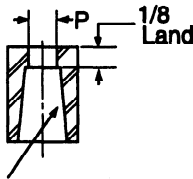


PCD
P()DW
HEADLESS
PM STEEL



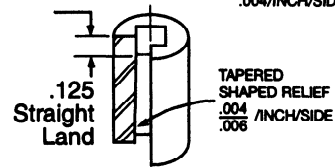
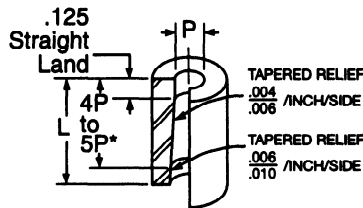
PCH
P()HW
HEADED
PM STEEL

WHEN P < .100



STEPPED TAPER RELIEF-.006-.010/INCH/SIDE

WHEN P > .100



SHAPES
SOLID WIRE CUT CONSTRUCTION
TAPER RELIEF
.004/INCH/SIDE FULL LENGTH

UNIVERSAL CODE: 1153 & 1154 (SEE PAGE 175)

Body		Round	Shape	Overall Length L									
D	CoCo	Range P	Min. W	Max. DIAG.	.500	.625	.750	.875	1.000	1.125	1.250	1.375	1.500
.1875	18	.038-.130	.050	.130									
.2500	25	.050-.170	.050	.170									
.3125	31	.062-.212	.050	.212	.50	.62	.75	.87	100	112			
.3750	37	.075-.255	.050	.255							125	137	150
.4375	43	.130-.297	.075	.297									
.5000	50	.150-.344	.075	.344	.50	.62							
.6250	62	.188-.425	.075	.425			.75	.87	100	112	125	137	150
.7500	75	.225-.510	.075	.510									
.8750	87	.300-.595	.075	.595									
1.000	100	.400-.680	.075	.680									
1.250	125	.500-.850	.075	.850			.75	.87	100	112	125	137	150
1.500	150	.600-1.050	.075	1.050									

HOW TO ORDER

STEEL SHAPE HEAD DIE BODY DIA. OVERALL LENGTH "P" TOLERANCE
H C H 100 - 112 X .625 TOL #2

HOW TO ORDER

STEEL SHAPE PRESS FIT DIE WIRE BODY DIA. OVERALL LENGTH "P" "W" TOLERANCE
H F D W 100 112 X .437 X .187 TOL #2

UNLESS SPECIFIED
TOL. #1 WILL BE FURNISHED