

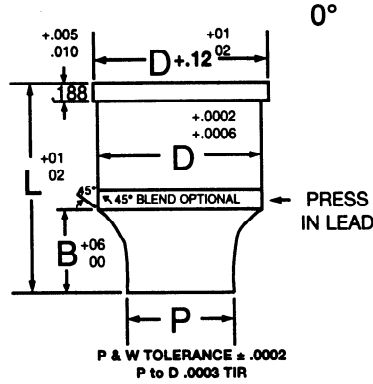


EXPANDED SERIES PUNCHES AND DIES

STANDARDIZED COMPONENTS FOR LARGE HOLE PUNCHING, BLANKING, AND NOTCHING

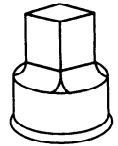
EXPANDED SERIES HEAD-TYPE PUNCHES

M-2
RC 60-62



HOW TO ORDER:
HRP 175 X 2311 X 1.323 X .707

H () P



CATALOG CODE	BODY DIAMETER D	POINT LENGTH B	L - OVERALL LENGTH					ROUND PT.			STANDARD SHAPES	
			2-1/4	2-1/2	2-3/4	3	3-1/4	MIN.	P	MAX.	MIN. W	MAX. DIAG.
H () P	1 -1/4	1-1/4	125-2111	125-2211	125-2311	125-3011	125-3111	.625		1.250	.282	1.250
		1-1/2	125-2112	125-2212	125-2312	125-3012	125-3112					
H () P	1 -1/2	1-1/4	150-2111	150-2211	150-2311	150-3011	150-3111	.750		1.500	.300	1.500
		1-1/2	150-2112	150-2212	150-2312	150-3012	150-3112					
H () P	1-3/4	1-1/4	175-2111	175-2211	175-2311	175-3011	175-3111	1.000		1.750	.350	1.750
		1-1/2	175-2112	175-2212	175-2312	175-3012	175-3112					
H () P	2	1-1/4	200-2111	200-2211	200-2311	200-3011	200-3111	1.187		2.000	.400	2.000
		1-1/2	200-2112	200-2212	200-2312	200-3012	200-3112					
H () P	2-1/4	1-1/4	225-2111	225-2211	225-2311	225-3011	225-3111	1.375		2.250	.450	2.250
		1-1/2	225-2112	225-2212	225-2312	225-3012	225-3112					
H () P	2-1/2	1-1/4	250-2111	250-2211	250-2311	250-3011	250-3111	1.625		2.500	.500	2.500
		1-1/2	250-2112	250-2212	250-2312	250-3012	250-3112					

270°

NOTE: ALSO AVAILABLE WITH EJECTOR - SEE CURRENT PRICER

90°

EXPANDED SERIES HEAD-TYPE DIES

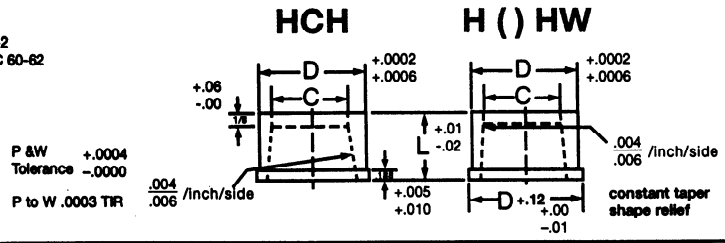
HOW TO ORDER:
HOHW 200-100 X 1.450 X .650

HCH

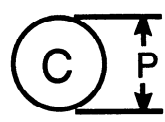


Solid H () HW

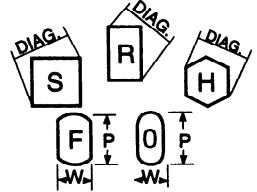
M-2
RC 60-62



ROUND PT.



STANDARD SHAPES



BODY DIA.		L - OVERALL LENGTH			ROUND PT.			STANDARD SHAPES	
HCH	H () H	3/4"	1"	1-1/4"	MIN.	P	MAX.	MIN. W	MAX. DIAG.
1-1/2	1-1/2	150-75	150-100	150-125	.600		1.050	.130	1.050
1-3/4	1-3/4	175-75	175-100	175-125	.750		1.400	.130	1.400
2	2	200-75	200-100	200-125	.875		1.600	.130	1.600
2-1/4	2-1/4	225-75	225-100	225-125	1.000		1.800	.130	1.800
2-1/2	-	250-75	250-100	250-125	1.125		2.000	-	-
2-3/4	-	275-75	275-100	275-125	1.250		2.200	-	-

180°