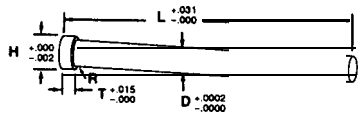




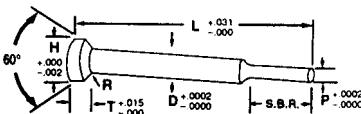
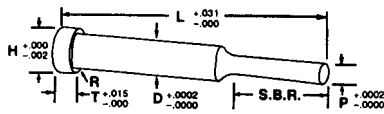
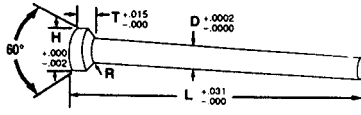
PIVOT PUNCH CORPORATION / SELECTIVE SERIES PERFORATORS

SPECIFY STYLE "A" OR "B"
"B" FURNISHED IF NOT SPECIFIED

STYLE B
(Button Head)



STYLE A
(Angle Head)



R/C 60-62
HEADS DRAWN TO WC 50 MAX

SERIES

P

HIGH SPEED STEEL CYLINDRICALLY GROUND

SERIES

PC

HIGH SPEED STEEL CYLINDRICALLY GROUND

SERIES

PN

HIGH SPEED STEEL CYLINDRICALLY GROUND PILOT NOSE **

** OVERALL LENGTH SHOWN INCLUDES PILOT NOSE

DIMENSIONS				OVERALL LENGTHS AVAILABLE (L)								Cylindrically Ground	Pilot Nose	Standard Pt. Length Cylindrically Ground			
CODE NO.	BODY DIAMETER <small>in INCHES</small>	HEAD		Any length shown (X) in each given body diameter and within point range shown "one price" Minimum Lengths P - PN - PC = 1"								ORDER P	ORDER PN	ORDER PC			
		THICKNESS	DIAMETER	2	2 1/4	2 1/2	2 3/4	3	3 1/2	4	CAT. NO.				CAT. NO.	LEAD	CAT. NO.
1	.030-.040	3/32	.070		X							P-1	PN-1	3/32			
2	.041-.055	3/32	.085			X						P-2	PN-2	3/32			
* 3	.056-.070	3/32	.100				X					P-3	PN-3	3/32	PC-3	1/8	.030
4	.071-.085	3/32	.115				X					P-4	PN-4	3/32	PC-4	5/32	.040
* 5	.086-.100	3/32	.130					X				P-5	PN-5	5/32	PC-5	3/16	.050
6	.101-.115	3/32	.145					X				P-6	PN-6	5/32	PC-6	3/16	.056
7	.116-.130	3/32	.160					X				P-7	PN-7	5/32	PC-7	1/4	.062
8	.131-.145	3/32	.175					X				P-8	PN-8	5/32	PC-8	1/4	.062
* 9	.146-.160	3/32	.190					X				P-9	PN-9	5/32	PC-9	5/16	.062
10	.161-.175	1/8	.205					X				P-10	PN-10	5/32	PC-10	5/16	.078
* 11	.176-.190	1/8	.220					X				P-11	PN-11	7/32	PC-11	7/16	.093
12	.191-.205	1/8	.235					X				P-12	PN-12	7/32	PC-12	7/16	.093
* 13	.206-.220	1/8	.250					X				P-13	PN-13	7/32	PC-13	15/32	.093
14	.221-.235	1/8	.265					X				P-14	PN-14	7/32	PC-14	15/32	.110
15	.236-.250	1/8	.280					X				P-15	PN-15	7/32	PC-15	1/2	.126
16	.251-.265	1/8	.295						X			P-16	PN-16	9/32	PC-16	1/2	.137
17	.266-.280	1/8	.310						X			P-17	PN-17	9/32	PC-17	1/2	.149
* 18	.281-.295	1/8	.325						X			P-18	PN-18	9/32	PC-18	1/2	.161
19	.296-.310	1/8	.340						X			P-19	PN-19	9/32	PC-19	1/2	.173
* 20	.311-.312	3/16	.355						X			P-20	PN-20	9/32	PC-20	9/16	.187
21	.313-.325	3/16	.355						X			P-21	PN-21	9/32	PC-21	9/16	.187
22	.326-.340	3/16	.370							X		P-22	PN-22	9/32	PC-22	9/16	.197
* 23	.341-.355	3/16	.385							X		P-23	PN-23	9/32	PC-23	9/16	.207
24	.356-.370	3/16	.400							X		P-24	PN-24	9/32	PC-24	9/16	.217
25	.371-.385	3/16	.415							X		P-25	PN-25	9/32	PC-25	11/16	.225

* Fractional sizes of 1/16 - 3/32 - 5/32 - 3/16 - 7/32 - 9/32 - 1 1/32 available at no extra charge.

HOW TO ORDER

Cyl. Grd. -	P-12	x	2	x	.197	Style (A)
Pilot Nose -	PN-12	x	2-1/4	x	.197	Style (A)