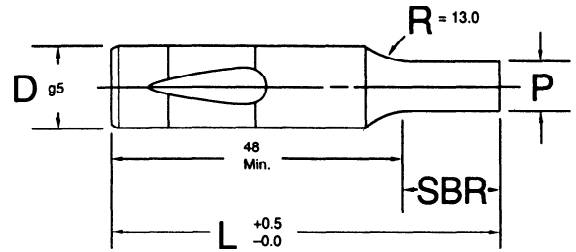
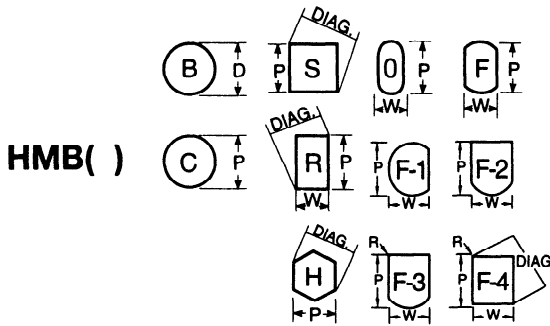




PIVOT PUNCH CORPORATION / BALL LOCK METRIC  
**HEAVY DUTY SOLID PUNCH**

STEEL: M-2 R/C 60/63

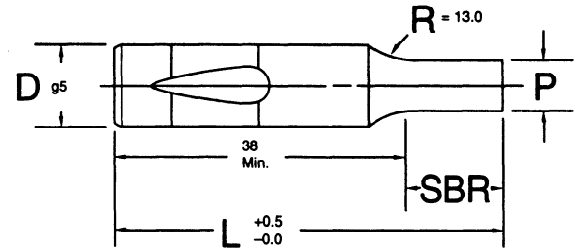
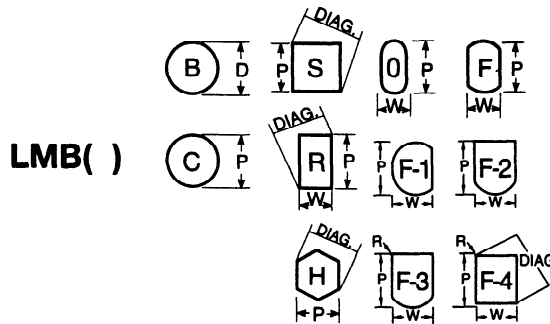


Round P	+0.01	T.I.R. = 0.01
	-0.00	
Shape P,W	±0.01	T.I.R. = 0.02

Shank D	Point Length B			Range "P"	Min. W	Max. Diag.	Length = L						
	ALT A	STD	ALT B				68	71	80	90	100	110	125
10	10	19	-	3.00-10.00	3.00-9.97	X	X	X	X	X	X	X	X
13	13	19	-	5.00-13.00	5.00-12.97	X	X	X	X	X	X	X	X
16	13	19	25	8.00-16.00	8.00-15.97	X	X	X	X	X	X	X	X
20	13	19	25	12.00-20.00	12.00-19.97	X	X	X	X	X	X	X	X
25	13	19	25	16.00-25.00	16.00-24.97	X	X	X	X	X	X	X	X
32	13	19	25	24.00-32.00	24.10-31.97		X	X	X	X	X	X	X
40	19	25	32	30.00-40.00	30.00-39.97			X	X	X	X	X	X

**HOW TO ORDER** TYPE: HMBC DIA. CODE: 10 LENGTH: 71 B: S "P": 3.5

**LIGHT DUTY SOLID PUNCH**



Round P	+0.01	T.I.R. = 0.01
	-0.00	
Shape P,W	±0.01	T.I.R. = 0.02

Shank D	Point Length B			Range "P"	Min. W	Max. Diag.	Length = L				
	ALT A	STD	ALT B				63	71	80	90	100
06	10	19		1.60-6.00	1.60-5.97	X	X	X	X	X	
10	10	19		3.00-10.00	3.00-9.97	X	X	X	X	X	
13	13	19		5.00-13.00	4.50-12.97	X	X	X	X	X	
16	13	19	25	8.00-16.00	6.00-15.97	X	X	X	X	X	
20	13	19	25	12.00-20.00	8.00-19.97	X	X	X	X	X	
25	13	19	25	16.00-25.00	10.00-24.97	X	X	X	X	X	
32	13	19	25	24.00-32.00	12.50-31.97		X	X	X	X	
38	19	25	30	31.00-38.00	14.00-37.97			X	X	X	

**HOW TO ORDER** TYPE: LMBC DIA. CODE: 13 LENGTH: 80 B: A "P": 6.5