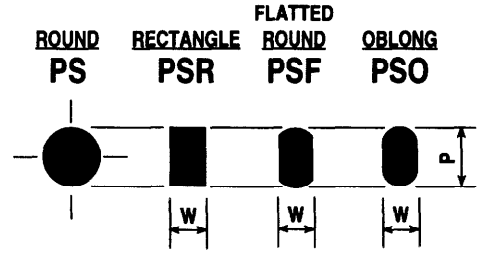
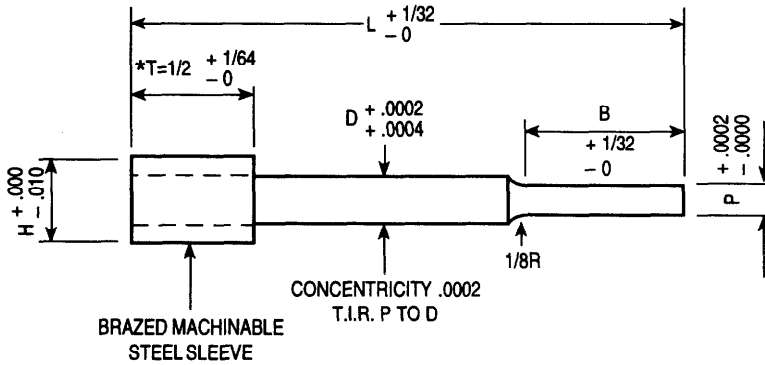




OBERG CARBIDE PUNCH & DIE / STANDARD TOLERANCE CARBIDE PUNCHES WITH MACHINABLE STEEL SLEEVE HEAD



CATALOG NUMBER	D BODY DIAMETER	P POINT DIAMETER	B POINT LENGTH	H HEAD DIAMETER	L = LENGTH									
					2	2¼	2½	2¾	3	3¼	3½	3¾	4	
1PS-H12	.125	.031 - .0609	5/16"	.171	•	•	•	•	•	•	•	•	•	•
2PS-H12	.125	.061 - .125	3/4"	.171	•	•	•	•	•	•	•	•	•	•
1PS-H18	.1875	.031 - .0609	5/16"	.250	•	•	•	•	•	•	•	•	•	•
2PS-H18	.1875	.061 - .1875	3/4"	.250	•	•	•	•	•	•	•	•	•	•
1PS-H25	.250	.060 - .1259	3/4"	.340	•	•	•	•	•	•	•	•	•	•
2PS-H25	.250	.126 - .250	7/8"	.340	•	•	•	•	•	•	•	•	•	•
1PS-H31	.3125	.125 - .2499	7/8"	.400	•	•	•	•	•	•	•	•	•	•
2PS-H31	.3125	.250 - .3125	7/8"	.400	•	•	•	•	•	•	•	•	•	•
1PS-H37	.375	.187 - .3139	7/8"	.460	•	•	•	•	•	•	•	•	•	•
2PS-H37	.375	.314 - .375	7/8"	.460	•	•	•	•	•	•	•	•	•	•
1PS-H43	.4375	.314 - .3749	7/8"	.562	•	•	•	•	•	•	•	•	•	•
2PS-H43	.4375	.375 - .4375	7/8"	.562	•	•	•	•	•	•	•	•	•	•
1PS-H50	.500	.375 - .4379	7/8"	.625	•	•	•	•	•	•	•	•	•	•
2PS-H50	.500	.438 - .500	7/8"	.625	•	•	•	•	•	•	•	•	•	•
1PS-H62	.625	.438 - .5299	7/8"	.750	•	•	•	•	•	•	•	•	•	•
2PS-H62	.625	.530 - .625	7/8"	.750	•	•	•	•	•	•	•	•	•	•
1PS-H75	.750	.530 - .6299	7/8"	.875	•	•	•	•	•	•	•	•	•	•
2PS-H75	.750	.630 - .750	7/8"	.875	•	•	•	•	•	•	•	•	•	•


NOTE: ANY DIMENSION OTHER THAN THOSE SHOWN QUOTED ON REQUEST

All outside corners to be sharp unless otherwise specified by customer.

WHEN ORDERING SPECIFY:

Quantity	Catalog Number	L	P
5	2PS-H43	3½"	.4000"

Quantity	Catalog Number	L	Point Dimensions
12	1PSF-H18	2½"	W = .1320" P = .1875"



*Also available with 3/16" head thickness - no additional charge.

This catalog covers +.0002/+.0004" tolerance die components.
For +.00005/-0.0000" tolerance die components, please refer to our precision catalog.