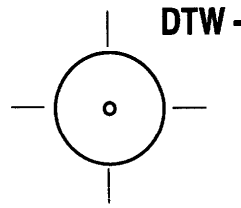
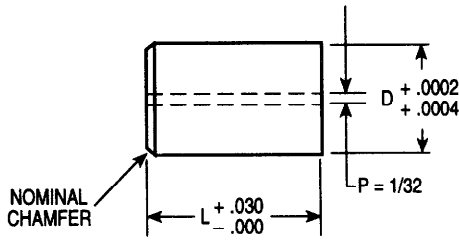




OBERG CARBIDE PUNCH & DIE / STANDARD TOLERANCE CARBIDE DIE INSERTS, WIRE EDM BLANKS WITH STARTER HOLE




CATALOG NUMBER	D BODY DIAMETER	L = LENGTH	
		1"	1 1/4"
1DTW-H18	.1875	•	•
1DTW-H25	.250	•	•
1DTW-H31	.3125	•	•
1DTW-H37	.375	•	•
1DTW-H43	.4375	•	•
1DTW-H50	.500	•	•
1DTW-H62	.625	•	•
1DTW-H75	.750	•	•
1DTW-H87	.875	•	•
1DTW-H100	1.000	•	•

NOTE: ANY DIMENSION OTHER THAN THOSE SHOWN QUOTED ON REQUEST

WHEN ORDERING SPECIFY:

Quantity	Catalog Number	L
4	1DTW-31	1"

BRAZED MACHINABLE STEEL SLEEVE HEAD AVAILABLE



Please specify locating devices by the following designations:

DS = Dowel Slot = .125

F1 = Single Flat ($\frac{D}{2} - .0625$)

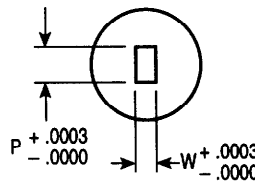
F2 = Double Flat ($\frac{D}{2} - .0625$)

All locating devices will be parallel to the longest dimension. (See page 18.)
Special locations or devices will be furnished if fully dimensioned print is provided.

*This catalog covers +.0002/+ .0004" tolerance die components.
For +.00005/- .00000" tolerance die components, please refer to our precision catalog.*

DTW -

DTWR -

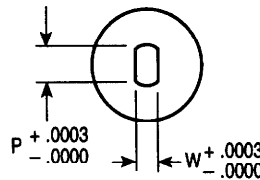


RECTANGLE
(Including Square)
INTERNAL TAPER 0° 9' PER SIDE*
CORNER RADIUS = .007"
CONCENTRICITY O.D. AND I.D. .0003" T.I.R.

WHEN ORDERING SPECIFY:

Quantity	Catalog Number	L	Hole Size		Locating Device
			W	P	
7	1DTWR-H87	1"	.130	.175	F1

DTWF -

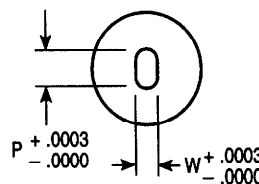


FLATTED ROUND
INTERNAL TAPER 0° 9' PER SIDE*
CORNER RADIUS = .007"
CONCENTRICITY O.D. AND I.D. .0003" T.I.R.

WHEN ORDERING SPECIFY:

Quantity	Catalog Number	L	Hole Size		Locating Device
			W	P	
5	1DTWF-H87	1"	.205	.400	F1

DTWO -



OBLONG
INTERNAL TAPER 0° 9' PER SIDE*
CONCENTRICITY O.D. AND I.D. .0003" T.I.R.

WHEN ORDERING SPECIFY:

Quantity	Catalog Number	L	Hole Size		Locating Device
			W	P	
5	1DTWO-H62	1 1/4"	.123	.300	F1