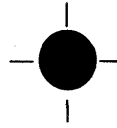
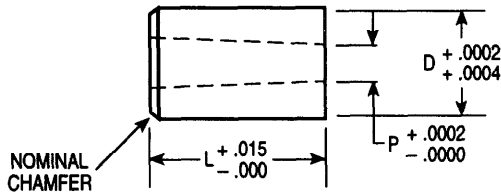





## OBERG CARBIDE PUNCH & DIE / STANDARD TOLERANCE CARBIDE DIE INSERTS WITH FULL LENGTH TAPER



**ROUND**

CONCENTRICITY O.D. AND I.D.. .0002" T.I.R.  
TAPER IN "P," .0025" PER INCH PER SIDE

CATALOG NUMBER	D BODY DIAMETER	P INSIDE DIAMETER	L = LENGTH	
			1	1¼
1DT-H18	.1875	.030 - .0519	•	•
2DT-H18	.1875	.052 - .0749	•	•
3DT-H18	.1875	.075 - .0969	•	•
1DT-H25A	.250	.030 - .0519	•	•
1DT-H25	.250	.052 - .0749	•	•
2DT-H25	.250	.075 - .0969	•	•
3DT-H25	.250	.097 - .1199	•	•
4DT-H25	.250	.120 - .156	•	•
1DT-H31	.3125	.030 - .0519	•	•
2DT-H31	.3125	.052 - .0749	•	•
3DT-H31	.3125	.075 - .0969	•	•
4DT-H31	.3125	.097 - .1199	•	•
5DT-H31	.3125	.120 - .206	•	•
1DT-H37	.375	.030 - .0519	•	•
2DT-H37	.375	.052 - .0749	•	•
3DT-H37	.375	.075 - .0969	•	•
4DT-H37	.375	.097 - .1199	•	•
5DT-H37	.375	.120 - .206	•	•



NOTE: ANY DIMENSION OTHER THAN THOSE SHOWN QUOTED ON REQUEST

WHEN ORDERING SPECIFY:

Quantity	Catalog Number	L	P
3	5DT-H37	1"	.1620"

CATALOG NUMBER	D BODY DIAMETER	P INSIDE DIAMETER	L = LENGTH	
			1	1¼
1DT-H43	.4375	.156 - .2009	•	•
2DT-H43	.4375	.201 - .248	•	•
3DT-H43	.4375	.2481 - .336	•	•
1DT-H50	.500	.156 - .2009	•	•
2DT-H50	.500	.201 - .248	•	•
3DT-H50	.500	.2481 - .336	•	•
1DT-H62	.625	.260 - .396	•	•
1DT-H75	.750	.3125 - .526	•	•
1DT-H87	.875	.375 - .590	•	•
1DT-H100	1.000	.375 - .690	•	•

NOTE: ANY DIMENSION OTHER THAN THOSE SHOWN QUOTED ON REQUEST

WHEN ORDERING SPECIFY:

Quantity	Catalog Number	L	P
2	3DT-H50	1¼"	.2520"

This catalog covers  $+ .0002/+ .0004$ " tolerance die components.  
For  $+ .00005/- .00000$ " tolerance die components, please refer to our precision catalog.

**ROUND**