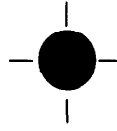
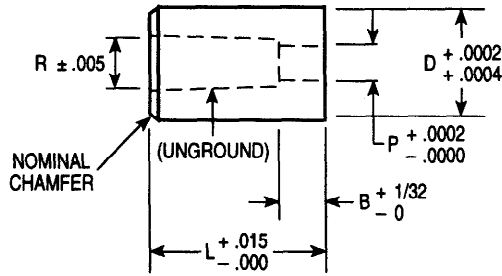





## OBERG CARBIDE PUNCH & DIE / STANDARD TOLERANCE CARBIDE DIE INSERTS WITH COUNTERBORE



CONCENTRICITY O.D. AND I.D., .0002" T.I.R.  
TAPER IN "P," .0025" PER INCH PER SIDE

CATALOG NUMBER	D BODY DIAMETER	P INSIDE DIAMETER	R RELIEF DIAMETER	B LAND	L = LENGTH	
					1	1 1/4
1DC-H18A	.1875	.052 - .0619	.080	1/8"	•	•
1DC-H18B	.1875	.062 - .070	.090	1/8"	•	•
2DC-H18A	.1875	.0701 - .077	.100	1/8"	•	•
2DC-H18B	.1875	.0771 - .087	.108	3/16"	•	•
3DC-H18A	.1875	.0871 - .092	.114	3/16"	•	•
1DC-H25	.250	.052 - .0619	.080	1/8"	•	•
1DC-H25A	.250	.062 - .070	.090	1/8"	•	•
1DC-H25B	.250	.0701 - .077	.100	1/8"	•	•
2DC-H25A	.250	.0771 - .087	.108	3/16"	•	•
2DC-H25B	.250	.0871 - .092	.114	3/16"	•	•
3DC-H25A	.250	.0921 - .108	.125	3/16"	•	•
3DC-H25B	.250	.1081 - .124	.144	3/16"	•	•
4DC-H25	.250	.1241 - .140	.159	1/4"	•	•
1DC-H31A	.3125	.062 - .070	.090	1/8"	•	•
1DC-H31B	.3125	.0701 - .077	.100	1/8"	•	•
2DC-H31A	.3125	.0771 - .087	.108	3/16"	•	•
2DC-H31B	.3125	.0871 - .092	.114	3/16"	•	•
3DC-H31A	.3125	.0921 - .108	.125	3/16"	•	•
3DC-H31B	.3125	.1081 - .124	.144	3/16"	•	•
4DC-H31	.3125	.1241 - .140	.159	1/4"	•	•
5DC-H31	.3125	.1401 - .180	.209	1/4"	•	•
6DC-H31	.3125	.1801 - .195	.219	1/4"	•	•
1DC-H37A	.375	.062 - .070	.090	1/8"	•	•
1DC-H37B	.375	.0701 - .077	.100	1/8"	•	•
2DC-H37A	.375	.0771 - .087	.108	3/16"	•	•
2DC-H37B	.375	.0871 - .092	.114	3/16"	•	•
3DC-H37A	.375	.0921 - .108	.125	3/16"	•	•
3DC-H37B	.375	.1081 - .124	.144	3/16"	•	•
4DC-H37	.375	.1241 - .140	.159	1/4"	•	•
5DC-H37	.375	.1401 - .180	.209	1/4"	•	•
6DC-H37	.375	.1801 - .195	.219	1/4"	•	•



NOTE: ANY DIMENSION OTHER THAN THOSE SHOWN QUOTED ON REQUEST

### WHEN ORDERING SPECIFY:

Quantity	Catalog Number	L	P
6	4DC-H31	1"	.1250"

This catalog covers +.0002/+0.0004" tolerance die components.  
For +.00005/-0.00000" tolerance die components, please refer to our precision catalog.