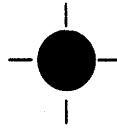
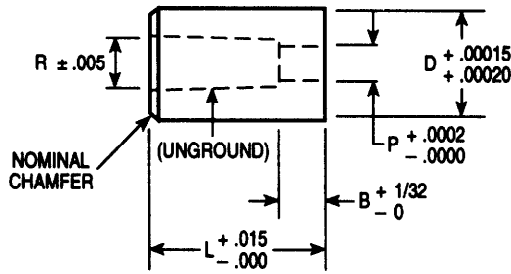





OBERG CARBIDE PUNCH & DIE / PRECISION TOLERANCE CARBIDE DIE INSERTS WITH COUNTERBORE



CONCENTRICITY O.D. AND I.D., .0002" T.I.R.
TAPER IN "P," .0025" PER INCH PER SIDE

| CATALOG NUMBER | D BODY DIAMETER | P INSIDE DIAMETER | R RELIEF DIAMETER | B LAND | L = LENGTH | |
|----------------|-----------------|-------------------|-------------------|--------|------------|-------|
| | | | | | 1 | 1 1/2 |
| 1DC-18A | .1875 | .052 - .0619 | .080 | 1/8" | • | • |
| 1DC-18B | .1875 | .062 - .070 | .090 | 1/8" | • | • |
| 2DC-18A | .1875 | .0701 - .077 | .100 | 1/8" | • | • |
| 2DC-18B | .1875 | .0771 - .087 | .108 | 3/16" | • | • |
| 3DC-18A | .1875 | .0871 - .092 | .114 | 3/16" | • | • |
| 1DC-25 | .250 | .052 - .0619 | .080 | 1/8" | • | • |
| 1DC-25A | .250 | .062 - .070 | .090 | 1/8" | • | • |
| 1DC-25B | .250 | .0701 - .077 | .100 | 1/8" | • | • |
| 2DC-25A | .250 | .0771 - .087 | .108 | 3/16" | • | • |
| 2DC-25B | .250 | .0871 - .092 | .114 | 3/16" | • | • |
| 3DC-25A | .250 | .0921 - .108 | .125 | 3/16" | • | • |
| 3DC-25B | .250 | .1081 - .124 | .144 | 3/16" | • | • |
| 4DC-25 | .250 | .1241 - .140 | .159 | 1/4" | • | • |
| 1DC-31A | .3125 | .062 - .070 | .090 | 1/8" | • | • |
| 1DC-31B | .3125 | .0701 - .077 | .100 | 1/8" | • | • |
| 2DC-31A | .3125 | .0771 - .087 | .108 | 3/16" | • | • |
| 2DC-31B | .3125 | .0871 - .092 | .114 | 3/16" | • | • |
| 3DC-31A | .3125 | .0921 - .108 | .125 | 3/16" | • | • |
| 3DC-31B | .3125 | .1081 - .124 | .144 | 3/16" | • | • |
| 4DC-31 | .3125 | .1241 - .140 | .159 | 1/4" | • | • |
| 5DC-31 | .3125 | .1401 - .180 | .209 | 1/4" | • | • |
| 6DC-31 | .3125 | .1801 - .195 | .219 | 1/4" | • | • |
| 1DC-37A | .375 | .062 - .070 | .090 | 1/8" | • | • |
| 1DC-37B | .375 | .0701 - .077 | .100 | 1/8" | • | • |
| 2DC-37A | .375 | .0771 - .087 | .108 | 3/16" | • | • |
| 2DC-37B | .375 | .0871 - .092 | .114 | 3/16" | • | • |
| 3DC-37A | .375 | .0921 - .108 | .125 | 3/16" | • | • |
| 3DC-37B | .375 | .1081 - .124 | .144 | 3/16" | • | • |
| 4DC-37 | .375 | .1241 - .140 | .159 | 1/4" | • | • |
| 5DC-37 | .375 | .1401 - .180 | .209 | 1/4" | • | • |
| 6DC-37 | .375 | .1801 - .195 | .219 | 1/4" | • | • |



NOTE: ANY DIMENSION OTHER THAN THOSE SHOWN QUOTED ON REQUEST

WHEN ORDERING SPECIFY:

| Quantity | Catalog Number | L | P |
|----------|----------------|----|--------|
| 6 | 4DC-31 | 1" | .1250" |