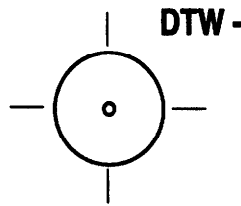
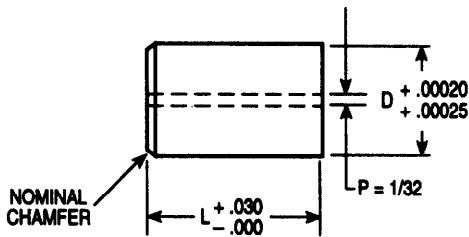




## OBERG CARBIDE PUNCH & DIE / PRECISION TOLERANCE CARBIDE DIE INSERTS, WIRE EDM BLANKS WITH STARTER HOLE




CATALOG NUMBER	D BODY DIAMETER	L = LENGTH	
		1"	1 1/4"
1DTW-18	.1875	•	•
1DTW-25	.250	•	•
1DTW-31	.3125	•	•
1DTW-37	.375	•	•
1DTW-43	.4375	•	•
1DTW-50	.500	•	•
1DTW-62	.625	•	•
1DTW-75	.750	•	•
1DTW-87	.875	•	•
1DTW-100	1.000	•	•

NOTE: ANY DIMENSION OTHER THAN THOSE SHOWN QUOTED ON REQUEST

### WHEN ORDERING SPECIFY:

Quantity	Catalog Number	L
4	1DTW-31	1"

### BRAZED MACHINABLE STEEL SLEEVE HEAD AVAILABLE



Please specify locating devices by the following designations:

DS = Dowel Slot = .125 Dia.

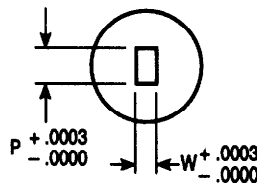
F1 = Single Flat  $\left(\frac{D}{2} - .0625\right)$

F2 = Double Flat  $\left(\frac{D}{2} - .0625\right)$

All locating devices will be parallel to the longest dimension.

Special locations or devices will be furnished if fully dimensioned print is provided.

### DTWR -

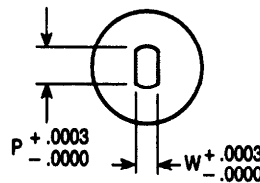


**RECTANGLE**  
(Including Square)  
INTERNAL TAPER 0° 9' PER SIDE\*  
CORNER RADIUS = .007"  
CONCENTRICITY O.D. AND I.D. .0003" T.I.R.

### WHEN ORDERING SPECIFY:

Quantity	Catalog Number	L	Hole Size		Locating Device
			W	P	
7	1DTWR-87	1"	.130	.175	F1

### DTWF -

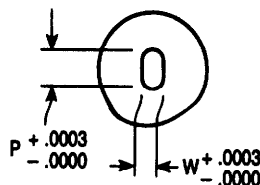


**FLATTED ROUND**  
INTERNAL TAPER 0° 9' PER SIDE\*  
CORNER RADIUS = .007"  
CONCENTRICITY O.D. AND I.D. .0003" T.I.R.

### WHEN ORDERING SPECIFY:

Quantity	Catalog Number	L	Hole Size		Locating Device
			W	P	
5	1DTWF-87	1"	.205	.400	F1

### DTWO -



**OBLONG**  
INTERNAL TAPER 0° 9' PER SIDE\*  
CONCENTRICITY O.D. AND I.D. .0003" T.I.R.

### WHEN ORDERING SPECIFY:

Quantity	Catalog Number	L	Hole Size		Locating Device
			W	P	
5	1DTWO-62	1 1/4"	.123	.300	F1