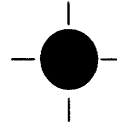
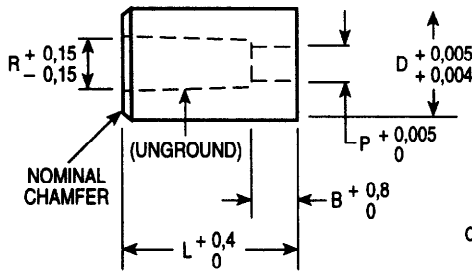




OBERG CARBIDE PUNCH & DIE / METRIC TOLERANCE CARBIDE DIE INSERTS WITH COUNTERBORE



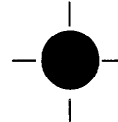
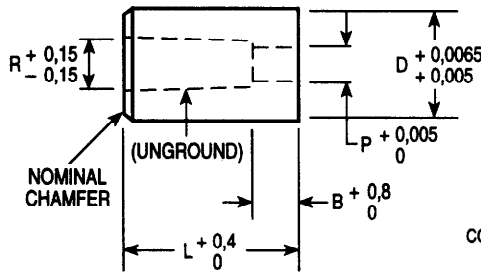
ROUND

CONCENTRICITY O.D. AND I.D., 0,005 T.I.R.
* TAPER IN "P" 0° - 9° PER SIDE

CATALOG NUMBER	D BODY DIAMETER	P INSIDE DIAMETER	R RELIEF DIAMETER	B LAND	L = LENGTH	
					25	32
1DC-6M	6,0	2,34 - 2,75	3,2	5,0	•	•
2DC-6M	6,0	2,76 - 3,15	3,7	5,0	•	•
3DC-6M	6,0	3,16 - 3,56	4,0	6,4	•	•
1DC-8M	8,0	2,34 - 2,75	3,2	5,0	•	•
2DC-8M	8,0	2,76 - 3,15	3,7	5,0	•	•
3DC-8M	8,0	3,16 - 3,56	4,0	6,4	•	•
4DC-8M	8,0	3,57 - 4,58	5,3	6,4	•	•
5DC-8M	8,0	4,59 - 4,96	5,6	6,4	•	•



NOTE: ANY DIMENSION OTHER THAN THOSE SHOWN QUOTED ON REQUEST



ROUND

CONCENTRICITY O.D. AND I.D., 0,005 T.I.R.
* TAPER IN "P" 0° - 9° PER SIDE

CATALOG NUMBER	D BODY DIAMETER	P INSIDE DIAMETER	R RELIEF DIAMETER	B LAND	L = LENGTH	
					25	32
1DC-10M	10,0	3,95 - 5,70	P + 0,4	10,0	•	•
1DC-13M	13,0	3,95 - 7,60	P + 0,4	10,0	•	•
1DC-16M	16,0	6,60 - 10,00	P + 0,4	10,0	•	•
1DC-20M	20,0	9,50 - 13,85	P + 0,4	10,0	•	•
1DC-25M	25,0	9,50 - 17,50	P + 0,4	10,0	•	•

NOTE: ANY DIMENSION OTHER THAN THOSE SHOWN QUOTED ON REQUEST

WHEN ORDERING SPECIFY:

Quantity	Catalog Number	L	P
6	4DC-8M	25	4,00