

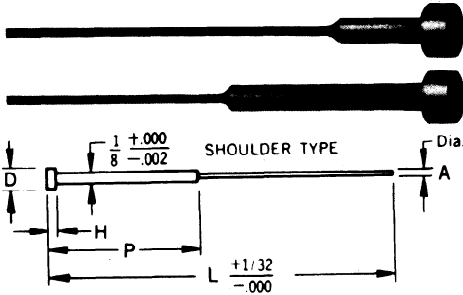


EJECTOR PINS

STANDARD

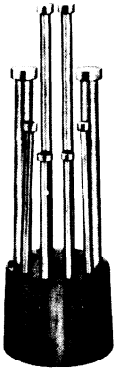
X—Indicates Lengths of Pin and Shoulder Available

SHOULDER TYPE PINS H-13 HOTWORK



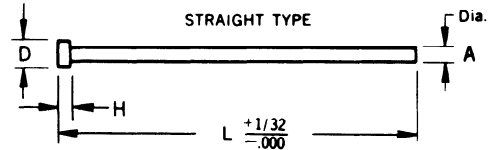
Box Qty.	CAT NO.	A		D	H	L = 4 1/2	L = 6 1/2	L = 6 1/2	L = 10	L = 10	L = 14
		+ .000 - .001	+ .000 - .010	+ .000 - .002	A-Std.	A-Std.	A-over size + .005	A-Std.	A-over size + .005	A-Std.	
20	H 3	3/64	1/4	1/8	X	X		X	X	X	
	H 4	1/16	1/4	1/8	X	X	X	X	X	X	
	H 5	5/64	1/4	1/8	X	X		X	X	X	
	H 6	3/32	1/4	1/8	X	X	X	X	X	X	
	H 7	7/64	1/4	1/8	X	X		X	X	X	
Shoulder Length P = 1/2"						X	X	X	X	X	
Shoulder Length P = 2"						X	X	X	X	X	X

Stocked up to 39" lengths



X—Indicates Lengths Available

EJECTOR PIN SPECIFICATIONS	MATERIAL	NITRIDED CASE (Depending on Pin Diameter)	SURFACE HARDNESS	CORE HARDNESS
H-13 TYPE	H-13 Hotwork Air-Hardening Tool Steel	004 to .010	R65 - 74C	R37-45C



STRAIGHT TYPE PINS

H-13 HOTWORK

Box Qty.	CAT NO.	A		D	H	L = 6 1/2	L = 6 1/2	L = 10	L = 10	L = 14	L = 14	L = 18	L = 25	L = 30	L = 39
		+ .000 - .001	+ .000 - .010	+ .000 - .002	A-Std.	A-over size + .005	A-Std.	A-over size + .005	A-Std.	A-over size + .005	A-Std.	A-Std.	A-Std.	A-Std.	A-Std.
20	H 8	1/8	1/4	1/8	X	X	X	X	X	X	X	X	X		
	H 9	9/64	1/4	1/8	X	X	X	X	X						
	H 10	5/32	9/32	5/32	X	X	X	X	X	X	X				
	H 11	11/64	11/32	3/16	X	X	X	X	X						
	H 12	3/16	3/8	3/16	X	X	X	X	X	X	X	X	X	X	
	H 13	13/64	3/8	3/16	X	X	X	X	X						
	H 14	7/32	13/32	3/16	X	X	X	X	X	X	X	X	X		
	H 15	15/64	13/32	3/16	X	X	X	X	X						
	H 16	1/4	7/16	3/16	X	X	X	X	X	X	X	X	X	X	X
	H 17	17/64	7/16	1/4	X	X	X	X	X	X	X	X	X		
10	H 18	9/32	7/16	1/4	X	X	X	X	X	X	X	X	X		
	H 19	19/64	1/2	1/4	X	X	X	X	X	X	X	X			
	H 20	5/16	1/2	1/4	X	X	X	X	X	X	X	X			
	H 21	21/64	9/16	1/4	X	X	X	X	X	X	X	X			
	H 22	11/32	9/16	1/4	X	X	X	X	X	X	X	X			
	H 23	23/64	5/8	1/4	X	X	X	X	X						
	H 24	3/8	5/8	1/4	X	X	X	X	X	X	X	X	X	X	
	H 26	13/32	11/16	1/4	X	X	X	X	X	X	X	X	X		
	H 28	7/16	11/16	1/4	X	X	X	X	X	X	X	X	X	X	
	H 30	15/32	3/4	1/4	X	X	X	X	X	X	X	X	X		
8	H 32	1/2	3/4	1/4	X	X	X	X	X	X	X	X	X	X	
	H 36	9/16	13/16	1/4	X	X	X	X	X	X	X	X			
5	H 40	5/8	7/8	1/4	X	X	X	X	X	X	X	X	X	X	
	H 44	11/16	15/16	1/4	X	X	X	X	X	X	X	X			
4	H 48	3/4	1	1/4	X	X	X	X	X	X	X	X	X	X	
	H 56	7/8	1 1/8	1/4	X	X	X	X	X	X	X	X			
2	H 64	1	1 1/4	1/4	X	X	X	X	X	X	X	X	X	X	

EJECTOR PINS UP TO 39" LONG AVAILABLE FROM STOCK.

25" PINS—AND LONGER, AVAILABLE IN BULK.