
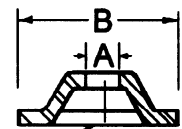
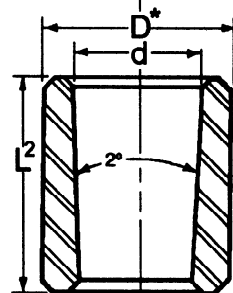
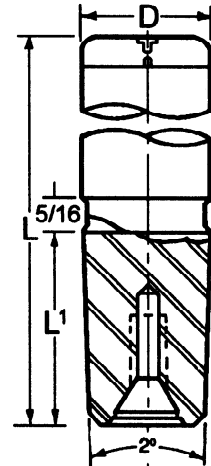




# REMOVABLE TYPE BALL BEARING GUIDE PINS



Lamina Removable Guide Pins are available in Ball Bearing style in our most popular diameters and lengths.



D Nom Dia	PART NUMBER	L <sup>1</sup>	L LENGTH									
			7	7-1/2	8	8-1/2	9	10				
1-3/4	BBRP-175	2-1/4	7	7-1/2	8	8-1/2	9	10				
2	BBRP-200	2-1/2	7	7-1/2	8	8-1/2	9	10	11	12	13	14
2-1/2	BBRP-250	3-1/2		9	10	11	12	13	14			

BUSHING LINER				END CAP			
d Nom Dia	D*	L <sup>2</sup>	PART NO	d PIN SIZE	A	B	PART NO
1-3/4	2-1/4	2-3/8	NRB-175	1-3/4	3/8	2	RC-175
2	2-1/2	2-5/8	NRB-200	2	3/8	2-1/4	RC-200
2-1/2	3	3-5/8	NRB-250	2-1/2	1/2	2-3/4	RC-250

\*.015 grind stock left on this diameter for grinding to fit bored hole in die shoe.

FOR "A" SOC HD SCR