



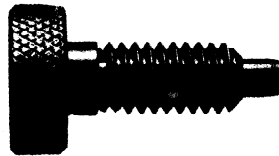
VLIER

Hand Retractable Plungers

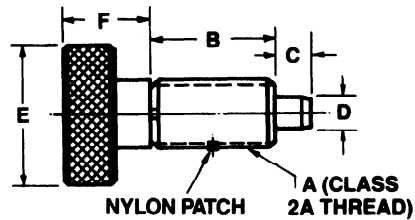
HAND-RETRACTABLE SPRING PLUNGERS

Vlier hand-retractable spring plungers permit the plunger to be fully withdrawn and re-engaged easily. Will not lock in the fully retracted position. Large, case hardened plunger bearing surfaces permit greater side loading, and a slight taper on the end of the plunger assures easy alignment. They are used in original equipment and machining applications as positioners, locating pins, indexing devices, etc.

Built-in drive tangs provide rapid installation and adjustment—the knurled head contains screwdriver-like protrusions which engage slots in the plunger body and turn it until the plunger is in the desired position. This position is maintained by a self-locking nylon patch (see Nylok locking torque information on page 6). These hand-retractable plungers are zinc plated, gold iridite finish.



SL SERIES



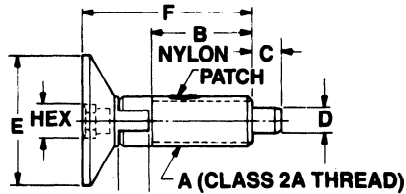
PART NO.		END FORCE, LBS.		A	B	C	D	E	F
STEEL	STAINLESS	INIT.	FINAL						
SL-250	SSL-250	1	4	1/4-20	.500	1/8"	.124 .123	1/2"	5/16"
SL-312	SSL-312	1	6	5/16-18	.625	3/16"	.155 .154	5/8"	3/8"
SL-375	SSL-375	1	8	3/8-16	.750	7/32"	.186 .185	3/4"	1/2"
SL-500	SSL-500	1	10	1/2-13	.875	1/4"	.249 .248	1"	5/8"

DISC HAND-RETRACTABLE SPRING PLUNGERS


In addition to the characteristics mentioned above, this version can be locked in the fully retracted position. A convenient disc shaped handle allows easy fingertip use. When plunger is extended, handle can fit flush into a countersunk opening.



SLR SERIES

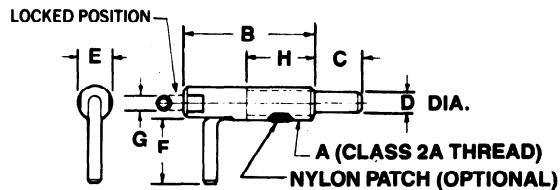


PART NO.	END FORCE, LBS.		A	B	C	D	E	F
	INIT.	FINAL						
SLR-375	1.0	8.0	3/8-16	.750	.22"	.185-.186	1.0"	1.26"
SLR-250	1.0	4.0	1/4-20	.400	.125"	.123-.124	.75"	.805"
SLR-312	1.0	8.0	3/16-18	.530	.187"	.154-.155	.88"	1.07"
SLR-375	1.0	8.0	3/8-16	.750	.22"	.185-.186	1.0"	1.26"
SLR-500	1.0	10.0	1/2-13	.650	.25"	.248-.249	1.25"	1.38"



FULL-TRAVEL HAND-RETRACTABLE SPRING PLUNGERS

These devices allow the plunger to be withdrawn completely into the body and then locked into the fully retracted position. Unlocking and extending the plunger is easily accomplished by simply turning the handle. The tapered plunger end allows for easy alignment. Wrench flats provide easy installation. For use as a detent, positioner, locating pin, indexing device, etc. Easily installed or removed without the use of special tools.



PART NO.		END FORCE, LBS.		A	B	C	D	E	F	G	H
STEEL	STAINLESS	INIT.	FINAL								
FR-250	SSFR-250	0.5	2.5	1/4-20	1.25	.38	.156"	.25	.50	.09	.50
FR-500	SSFR-500	1.0	5.0	1/2-13	2.11	.75	.312"	.50	1.00	.19	1.11
FR-625	SSFR-625	1.0	5.0	5/8-11	3.05	1.00	.375"	.62 HEX	.94	.19	1.97

When ordering with locking element, add "P" at the end of the part number. (See nylon locking torque