

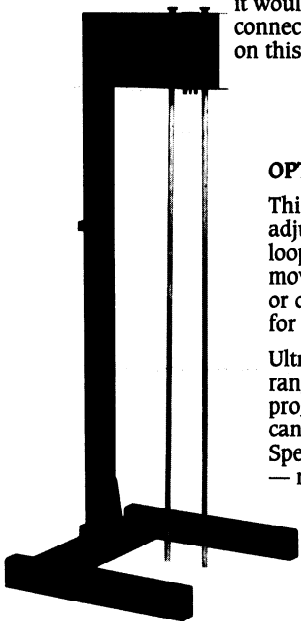


Rapid-Air Loop Control Systems

for Series 15-25-40-60 Powered Coil Reels

PROPORTIONAL ELECTRONIC LOOP CONTROL SYSTEM IS STANDARD FOR ALL POWERED MODELS

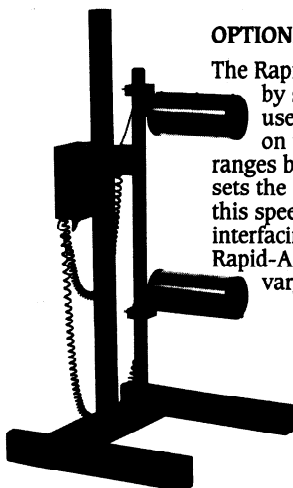
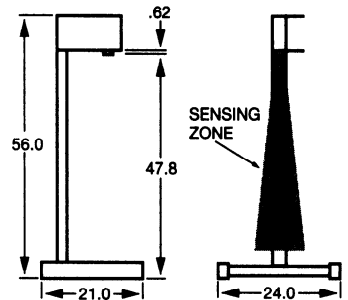
Series 15 through 60 powered coil reels are equipped with variable speed D.C. drive motors and feature as standard our proportional electronic control system which converts A.C. input power to D.C. This system allows loop curve to be tailored to individual material characteristics. Operating speed is automatically adjusted to match line speed of the application. Dancer arm loop sensing is standard with the system. The regenerative drive (standard on series 40 and 60 powered models) provides an integral braking feature to help prevent material overrun by decelerating a reel faster than it would take to coast to a lower speed. All powered reel models are equipped with an external plug connector which allows simple connection of the optional Rapid-Air loop control systems described on this page.



OPTIONAL ULTRASONIC NON-CONTACT LOOP CONTROL

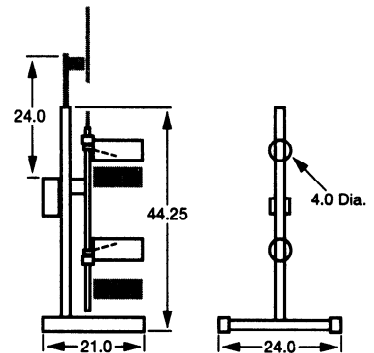
This type of control system originated by Rapid-Air automatically adjusts the operating speed of a powered reel to maintain a free material loop and to match material flow to a required line speed. There are no moving parts, no stock contact, no loop sensing arm, mechanical linkage or other loop control hardware. The control works with equal precision for both conductive and non-conductive materials.

Ultrasonic pulses locate the material position anywhere in the sensing range. Signals are then transmitted to an integral microprocessor which programs the speed of the coil reel. A free loop, even at high speeds, can be kept under precise control without erratic stop and start motions. Special stock types and configurations can be processed without damage — regardless of coil coating finishes, density or opacity.



OPTIONAL ELECTRONIC HI-LOW TOUCH SYSTEM LOOP CONTROL

The Rapid-Touch system works without use of a material sensing arm by sensing the upper and lower position of conductive material. For use with non-conductive material, an adjustable probe is furnished on the inside of the large diameter, flexible sensors. As the material ranges between the sensors, a solid state controller automatically sets the most uniform line speed for continuous operation and changes this speed to match variable requirements. Power requirements and interfacing are satisfied when the plug connection is made with the Rapid-Air reel. Sensor height is adjustable three ways to accommodate varying material loop positions.



Powered reels can also be controlled with the patented Rapid-Air Infrared Light Beam Control when delicate and odd-shaped materials are being handled.

Ultrasonic and Hi-Low Touch System Controls are factory preset to provide variable voltage of 0-6V DC. Input power required is 110V AC, single phase, 50/60 Hz.

Product Specifications: All product specifications are subject to change without prior notice. Rapid-Air will provide up-dated technical data and specifications on any product upon written request.

Rapid-Air Corporation
4601 Kishwaukee St.
Rockford, IL 61109-2925
Phone (815) 397-2578
Fax (815) 398-3887

