




STRIP C'LIP™
SYSTEM



CLOSE-UP OF SCR1

FLOW CONTROL VALVES

Flow Control Valves are included only with the SCR1 Reservoir.

MASTER ON-OFF VALVE

On the top of the SCR1 Reservoir, there is a hand knob that is an ON-OFF valve that controls the fluid to ALL tubes that are connected to the Reservoir.


MASTER ADJUSTABLE FLOW-RATE VALVE

On the bottom of the SCR1 Reservoir, there is a butterfly knob valve (immediately in front of the Tube Distribution Block) that is infinitely ADJUSTABLE from full on to full off. Adjusting this valve will affect flow to all Feed Tubes to the same extent.

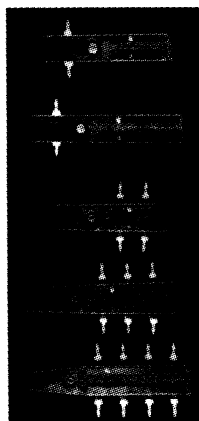
The Master ADJUSTABLE valve can be left undisturbed when opening and closing the Master ON-OFF valve.

(continued overleaf)

STRIP C'LIP ACCESSORY/PARTS LIST



SCR1E Reservoir (on stand)—
Single extension.



VC 2 1/2

VC 3 1/4

HVC 2 1/2

HVC 3 1/4

HVC 4

SCR1

complete with all required barbs, plugs, tubing and tubing clamps

SCR1E

complete with all required barbs, plugs, tubing and tubing clamps

Adjustable Height Reservoir Stand

Positioning Arm Set

100 ft. rolls of clear plastic tubing

Tube Clamps, 2 Position Red, Adjustable White

Hose Barbs, Plugs, Jam Nuts (1 set of 25 ea.)